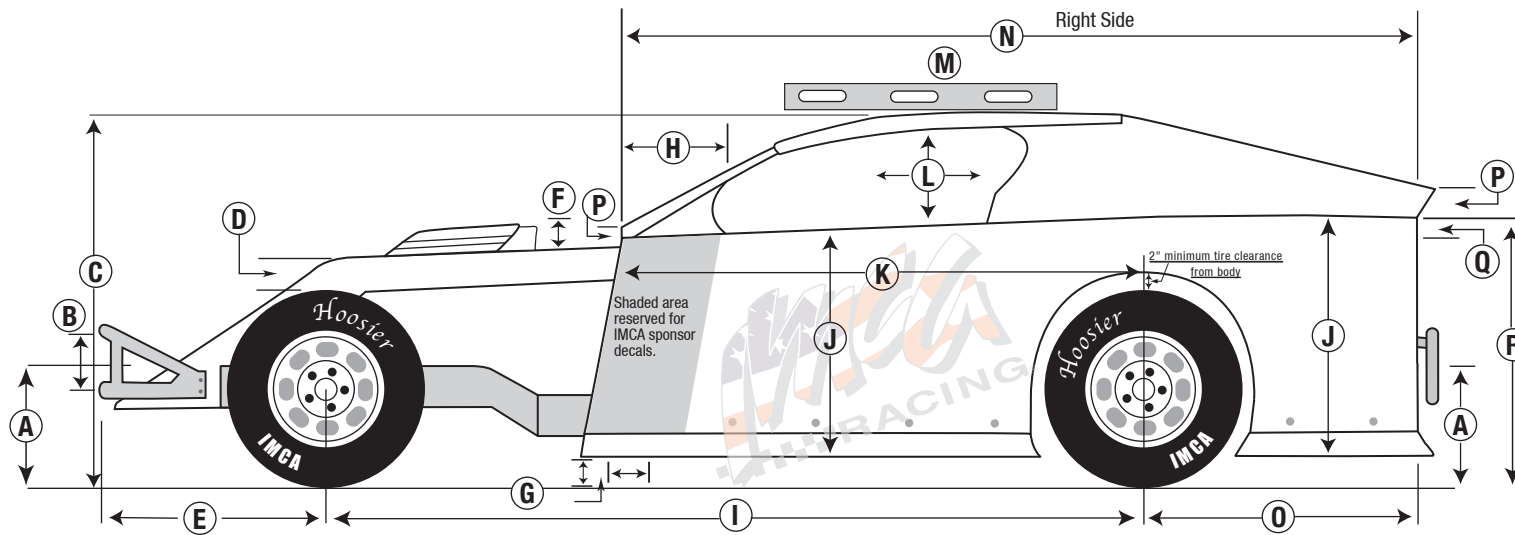
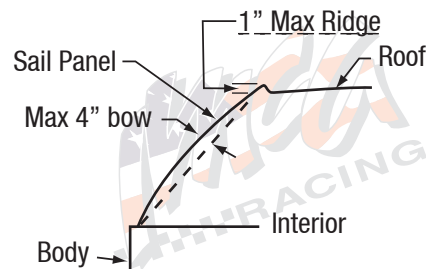
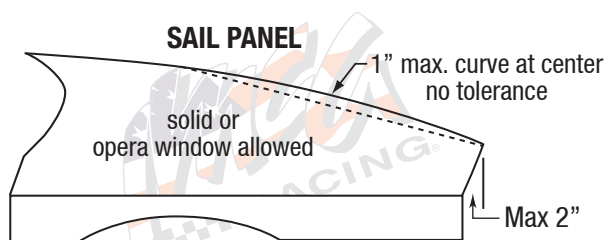
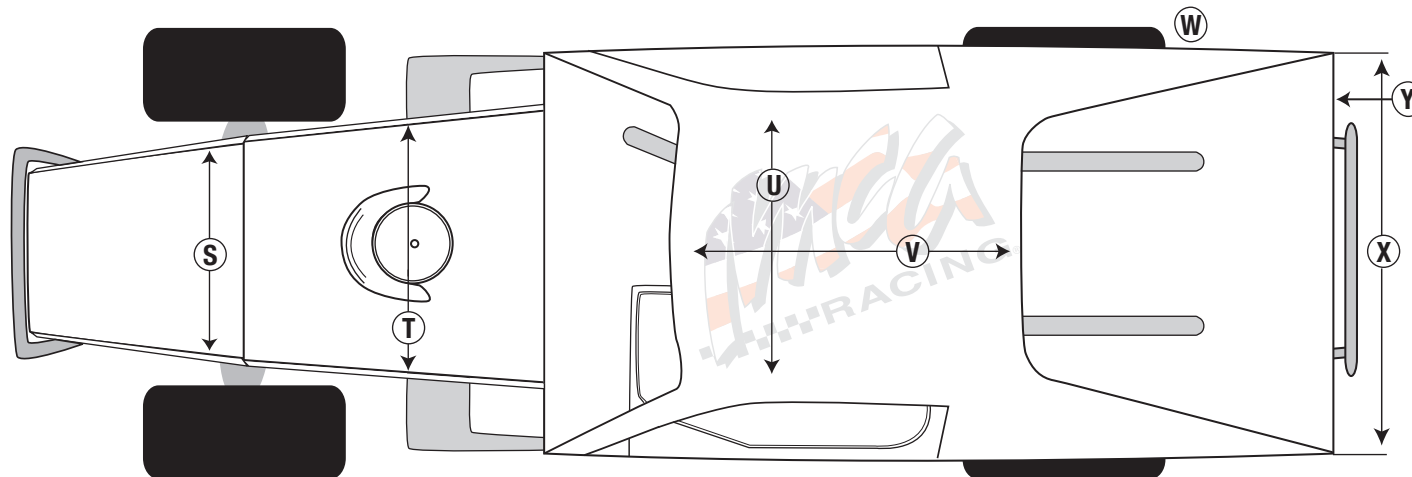


IMCA Modified Body Dimensions For 2011



All body measurements are max. unless otherwise specified. Dimensions have zero tolerance.



- A** 20" max. 16" min. (ground to center of bumpers, front and rear)
- B** 6.5" min. (center to center)
- C** 52" max. 42" min.
- D** Hood 6" max. drop (sides), sealed off from driver's compartment and max. 3" rake.
- E** 42" max.
- F** 6" max. scoop cannot extend past front of hood.
- G** 4" minimum; Door may extend maximum 6" past block at bottom on both sides.
- H** 19" max., must be same on both sides.
- I** 112" max. 108" min.
- J** 31" max. 22" min.
- K** 72" max. or not past back of block at top. Left side may extend forward to cover foot box if necessary.
- L** 18" max. 12" min. opening, both sides.
- M** With level, must have no more than 2" clearance at rear of roof and 5" at top front.
- N** 120" max. 106" min.
- O** 48" max. 34" min.
- P** 4" max. at front and rear, gradual slope from roof to this point. See drawing for tolerances.
- Q** Interior slope is 6" max. front to rear and flat across. If flat at front half of interior you have used up 50% of your 6" so from behind driver to rear you may only have 3". Top of interior must be flush with top of door and quarter panels. An optional escape hatch from driver to passenger door to provide 12" opening allowed.
- R** 38" max. 28" min.
- S** Min. 24" nose must be flat and flush with sides.
- T** 66" max. 24" min., no narrower than radiator.
- U** 52" max. 44" min.
- V** 56" max. 41" min.
- W** Tires must be widest part of car on right side.
- X** 66" max. 53" min. measured at top of interior deck, must be same front to back.
- Y** IMCA decal required on filler panel.
- REAR FILLER PANEL:** 8" min. / 90 degree angle. Must be solid, attached to deck, extend to quarter panels, securely fastened.
- SAIL PANELS:** Must extend from roof to rear of car and be the same on both sides. May extend 2" maximum past rear edge of interior deck. Must mount within 2" of outside edge of interior deck.